Clinical Results

Lung Cancer Diagnosis

Clinical Trial in South Korea

Based on external testing at Korea University Guro Hospital

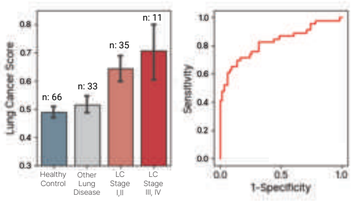

	LC Stage I, II	LC Stage III, IV	All Stage	Healthy Control
Total N	35	11	46	66
Sensitivity	0.514	0.636	0.543	-
Specificity	-	-	-	0.939

Clinical Trial in the US

Based on external testing conducted by Quest Diagnostics

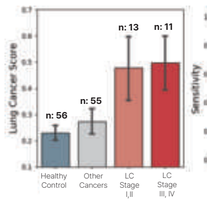

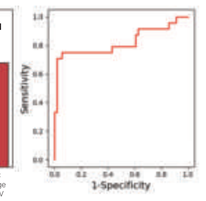

	LC Stage I, II	LC Stage III, IV	All Stage	Healthy Control
Total N	13	11	24	56
Sensitivity	0.692	0.818	0.750	-
Specificity	-	-	-	0.946

Multi Cancer Diagnosis

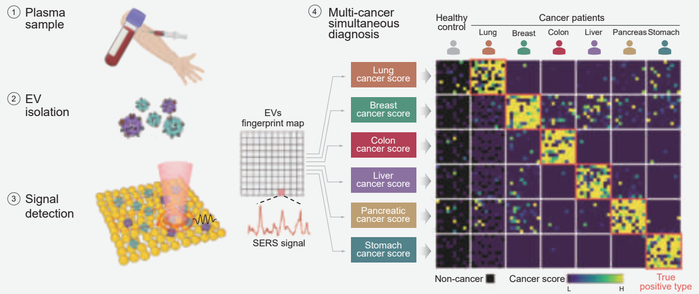

Confusion Matrix

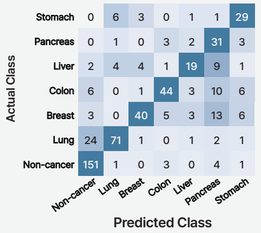

ROC Curve

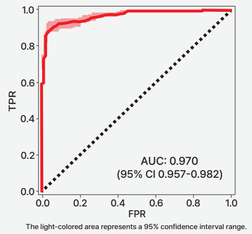

The light-colored area represents a 95% confidence interval range.

Our Goal

Simplify Your Test:

Easy&Quick Two-step Process



Our EV Test

Streamlined Disease Detection with a Simple, Automated Process

EV Test



Multiple Disease Diagnosis

- Major cancers
- Hard-to-treat cancers
- Blood cancer
- Brain diseases

Treatment Monitoring

Alternative to painful monitoring methods

EXOPERT
Exosome Expert

www.exopert.com

contact@exopert.com

8F, 10, Wangsan-ro, Dongdaemun-gu, Seoul, 02580, South Korea

Follow Us On LinkedIn

EXOPERT
Exosome Expert

We offer the best solution for your exosome research

Exo-i

EV Isolation Column Kit



Make your EV isolation
more convenient with higher purity

What is EVs?

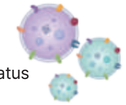

Extracellular vesicles (EVs) are nano-sized vesicles secreted by various cells, which reflect the physiological and pathological status of their cell of origins.

Selective Isolation of EVs

Our dual size exclusion chromatography (dual SEC) technique can isolate EVs from various biofluids including cell media and plasma samples.

Quick / Easy
Isolate EVs within 20 minutes without chemical treatment

High purity
Exclude interfering substances and selectively obtain EVs

Intact
This fully non-destructive isolation is the best option for further experiments

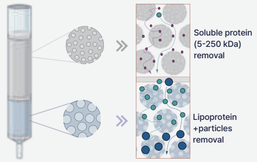

EV Purity



Over **90%** elimination of **lipoproteins** and **soluble proteins**

Critical Size for Detection

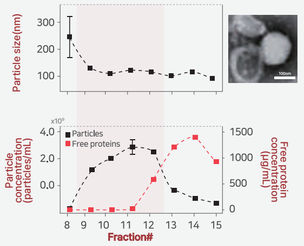

Yield of Exo-i vs. Other Technologies

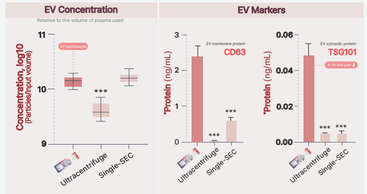

Exo-i delivers a **higher yield** compared to ultracentrifugation methods

ExoTractor

Automated EV Isolation

Isolation equipment for EXoPERT
Effortless isolation through automatic system



<EXcelerator>



<ExoTractor>

Automated EV Isolation

Our Automated EV Isolation solution makes the entire process
Only 20 Minutes

Line-up	EXcelerator	ExoTractor New
Application	Applicable to the fractionation of common biofluids	Specialized in EV isolation from pre-analytical samples
Setup configuration	Can be setting individually (up to 4 units simultaneously)	Improved design with a 4-in-1 structure
Required tube type	Compatible with standard EP tubes	Specialized tubes designed for enhanced user convenience

Isolation Performance

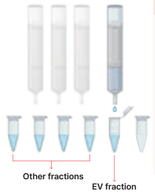

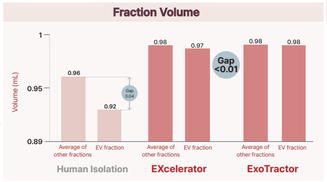

EXcelerator reduces errors, **improving accuracy**

ExoTractor reduces errors to **below 50%**

EVs-Raman-AI

Early Diagnosis of Multi-cancer by Liquid Biopsy

Now is the time to diagnose cancer
with **EVs**

Testing Process

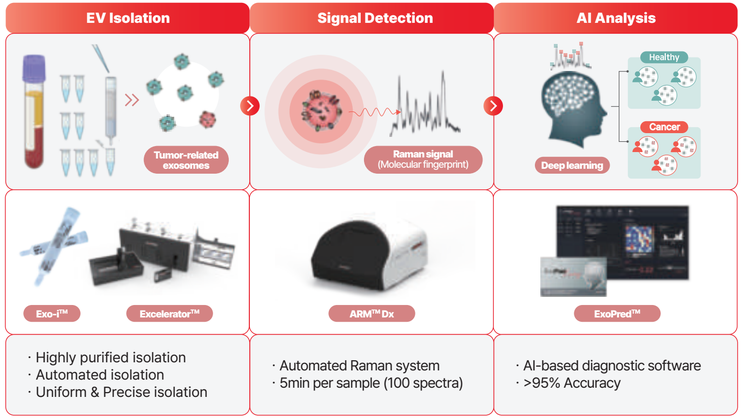

EV Isolation	Signal Detection	AI Analysis
· Highly purified isolation · Automated isolation · Uniform & Precise isolation	· Automated Raman system · 5min per sample (100 spectra)	· AI-based diagnostic software · >95% Accuracy



Novel and Innovative Platform Technology
for **Early-** and **Multi-cancer** Liquid Biopsy
with Fully **Automated System**